

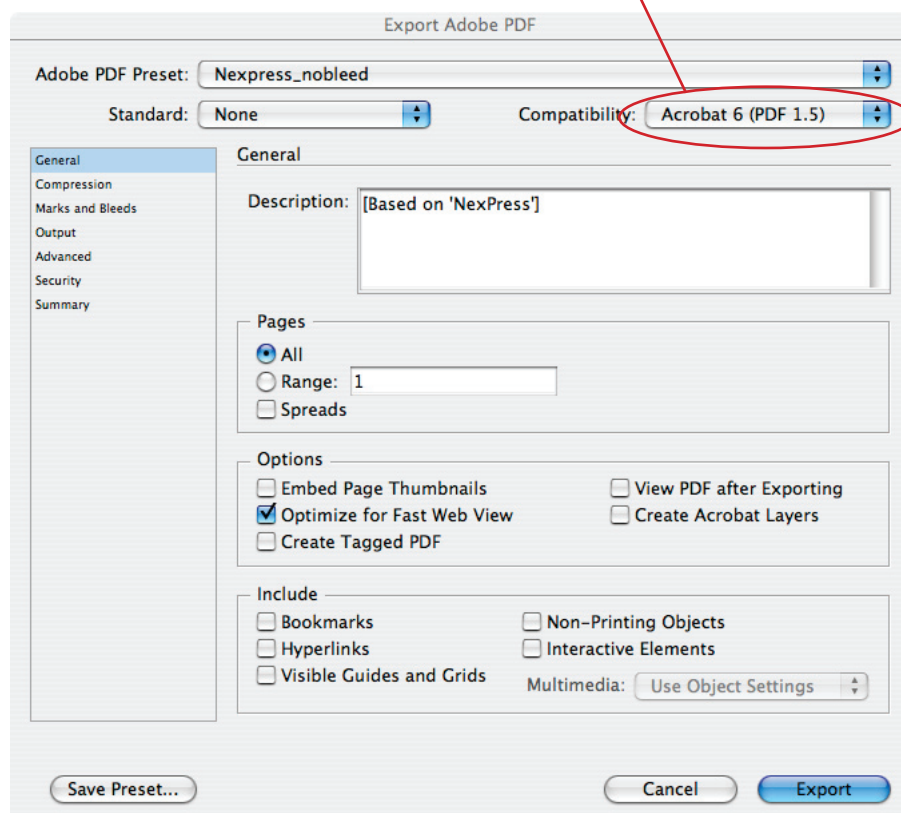


InDesign CS2 How-To...

Export a Print Ready PDF for NexPress

The following settings have been saved as joboptions and can be downloaded from the Corporate Press website www.corppress.com. If placed into "<Your hard drive name>/Library/Application Support/Adobe PDF/Setting" on the Macintosh or "C:/Documents and Settings/All Users/Documents/Adobe PDF/Settings/" on the PC, these settings will show up as options in Adobe Acrobat Distiller and Adobe InDesign CS. Alternatively, you can use the following screenshots to make your own joboptions by selecting File - Adobe PDF Preset - Define... or edit your settings manually. Select File - Export... to export your file to a PDF.

Acrobat 6 (or PDF 1.5) is the recommended Compatibility Setting



403 Brightseat Rd
Landover, MD 20785

301.499.9200

(toll free) 1.800.651.5050

(fax) 301.499.9304

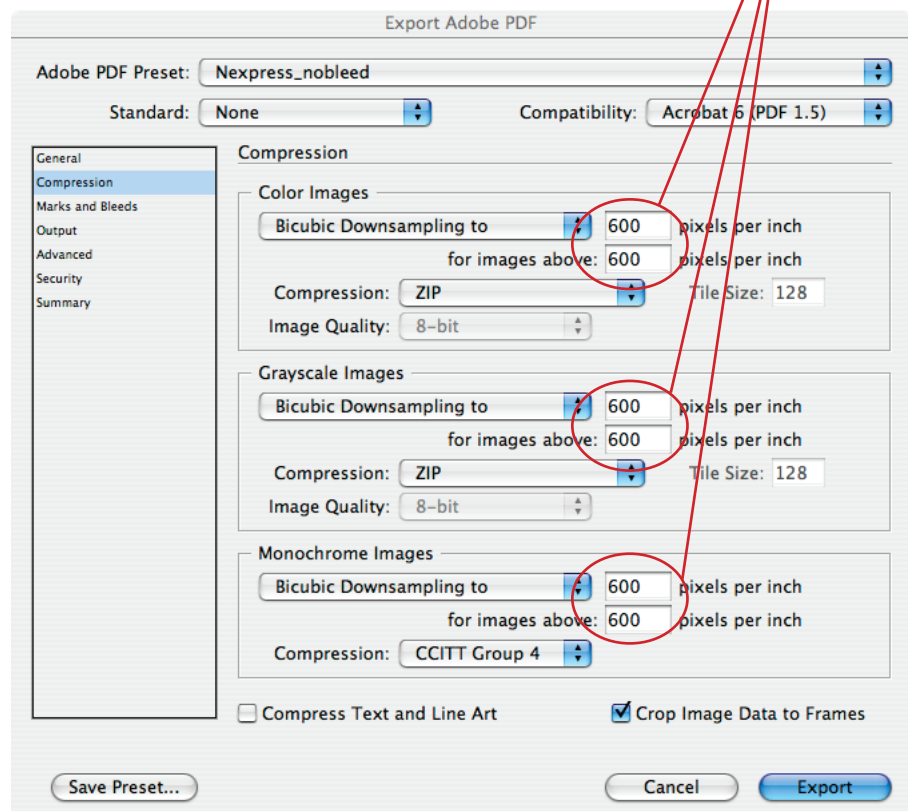
www.corppress.com



InDesign CS2 How-To...

Export a Print Ready PDF for NexPress

Compression setting should be set to "Bicubic Downsampling" with a resolution of 600ppi



403 Brightseat Rd
Landover, MD 20785

301.499.9200

(toll free) 1.800.651.5050

(fax) 301.499.9304

www.corppress.com

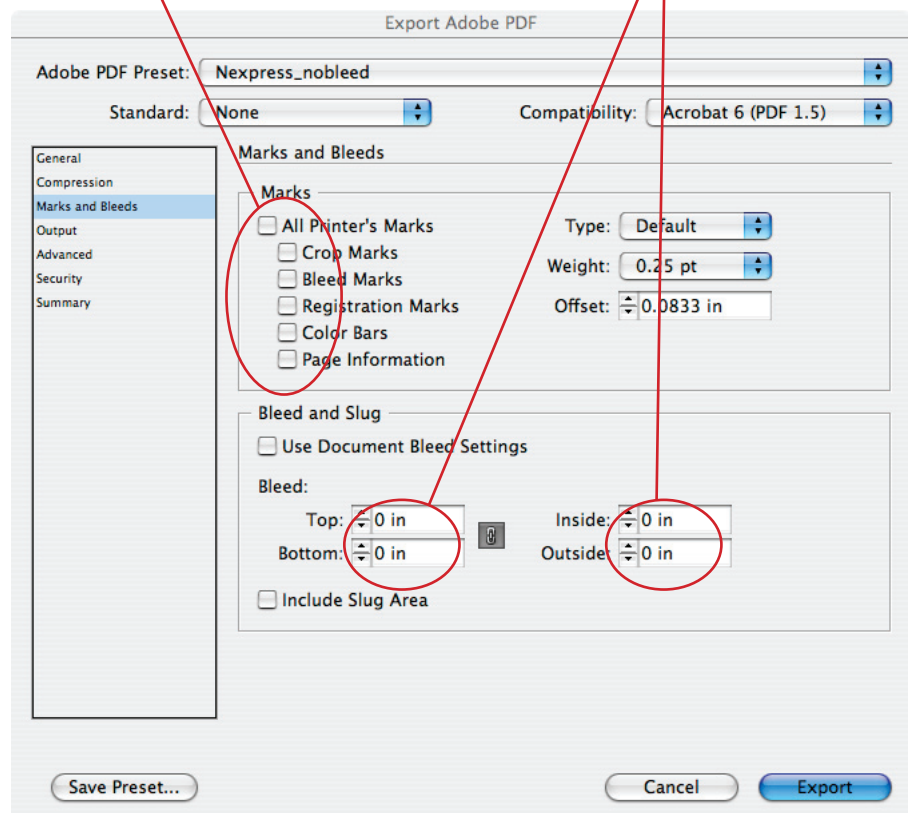


InDesign CS2 How-To...

Export a Print Ready PDF for NexPress

Do not turn on any marks.

If your file does not have bleed, set bleeds to "0 in".
If your files does have bleeds, set bleeds to ".125 in"

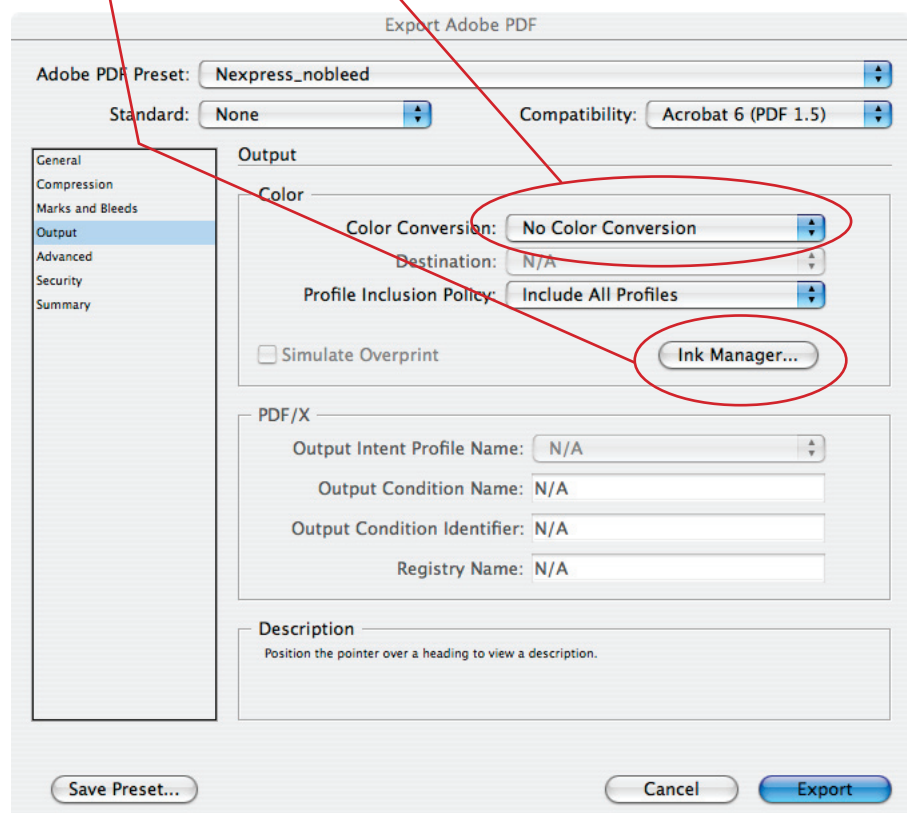




InDesign CS2 How-To...

Export a Print Ready PDF for NexPress

Set color convert to "No Color Conversion" and check to make sure there are no spot colors by clicking "ink Manager"



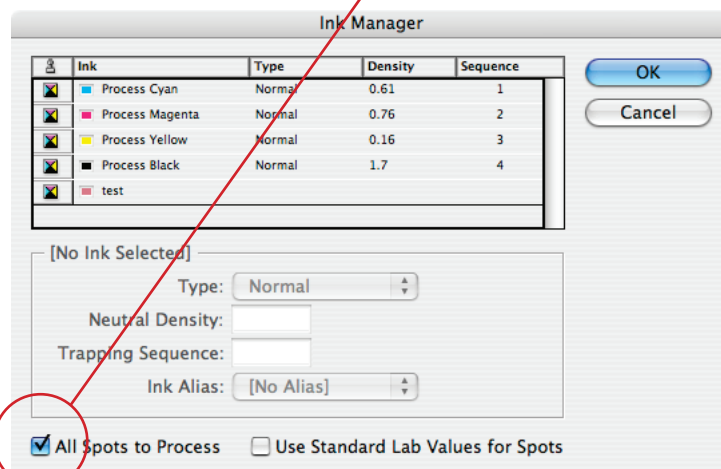
403 Brightseat Rd
Landover, MD 20785
301.499.9200
(toll free) 1.800.651.5050
(fax) 301.499.9304
www.corppress.com



InDesign CS2 How-To...

Export a Print Ready PDF for NexPress

If there are any spot colors, check "All Spots to Process"



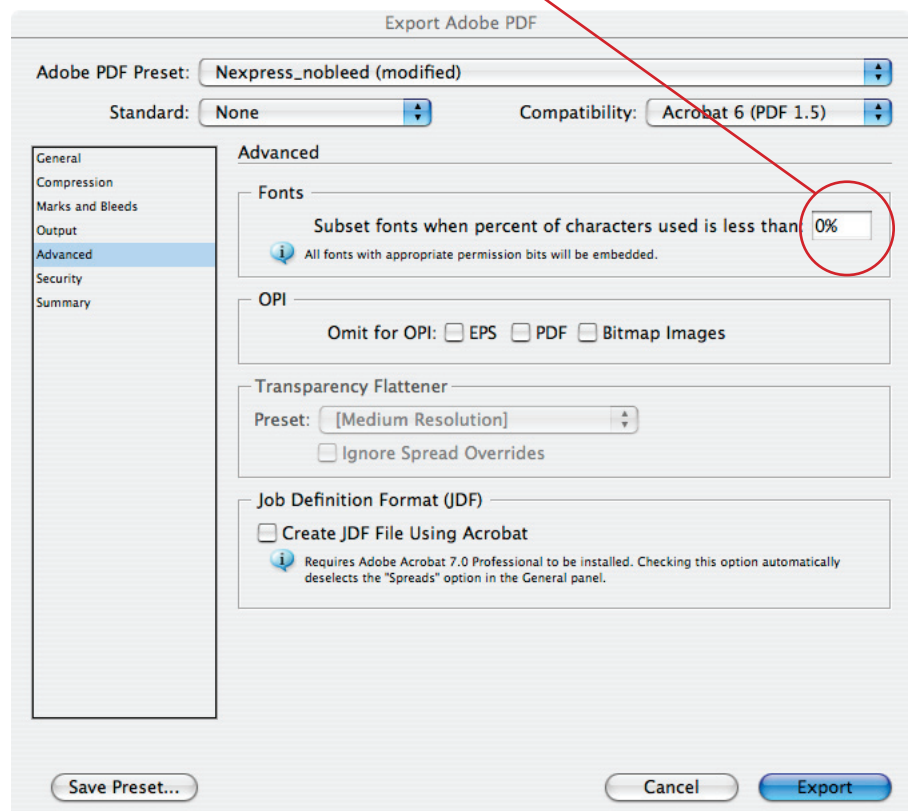
403 Brightseat Rd
Landover, MD 20785
301.499.9200
(toll free) 1.800.651.5050
(fax) 301.499.9304
www.corppress.com



InDesign CS2 How-To...

Export a Print Ready PDF for NexPress

Set subsetting of fonts to 0% (this will force all characters of a font to embed)



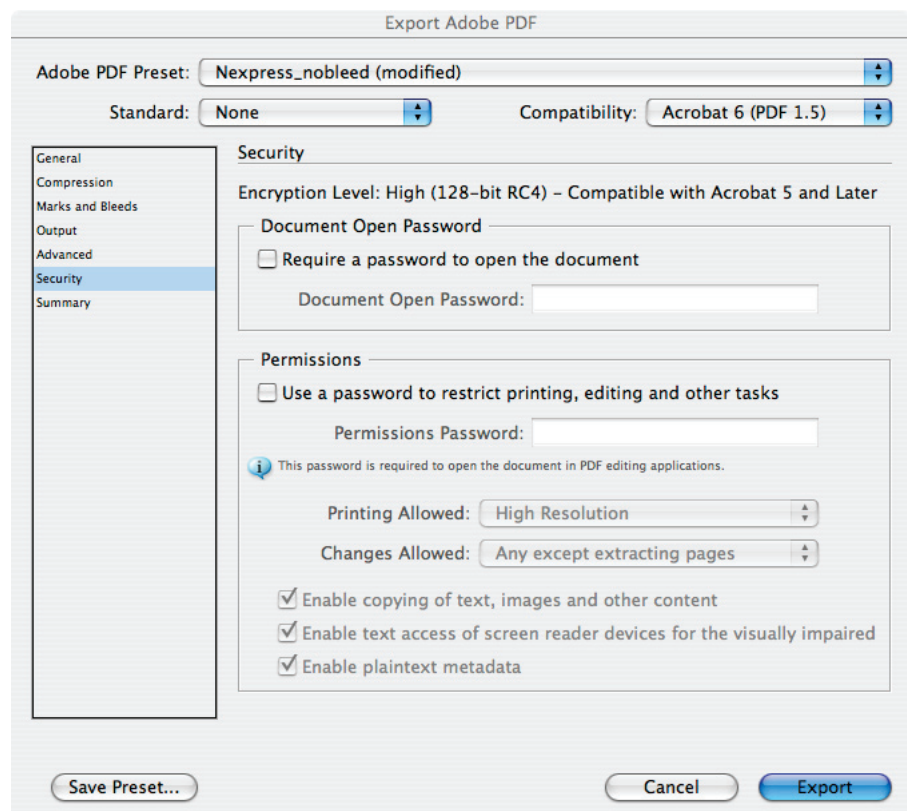
403 Brightseat Rd
Landover, MD 20785
301.499.9200
(toll free) 1.800.651.5050
(fax) 301.499.9304
www.corppress.com



InDesign CS2 How-To...

Export a Print Ready PDF for NexPress

Please do not add any security settings to your file!



403 Brightseat Rd
Landover, MD 20785
301.499.9200
(toll free) 1.800.651.5050
(fax) 301.499.9304
www.corppress.com